



Type L6W Load Cell



Short description



- Aluminium-alloy IP65 single point load cell.
- Colourless anodized
- Suitable for single and double load cell structured platform scales.
- Maximum platform size:
for 50kg-200kg: 600 x 600 mm
for 250kg-635kg: 600 x 800 mm

 OIML test certificate no. D09-06.12 Revision 0
C of C no R60/2000-CN1-06.03

 Certificate no. 12-006

Available models

Capacity	Accuracy	Full article description
50kg	C3	L6W-C3-50kg-3G6
75kg	C3	L6W-C3-75kg-3G6
100kg	C3	L6W-C3-100kg-3G6
150kg	C3	L6W-C3-150kg-3G6
200kg	C3	L6W-C3-200kg-3G6
250kg	C3	L6W-C3-250kg-3G6
300kg	C3	L6W-C3-300kg-3G6
500kg	C3	L6W-C3-500kg-3G6
635kg	C3	L6W-C3-635kg-3G6

Type L6W Load Cell

Detailed specifications L6W

Accuracy class		OIML R60 C3	
Output sensitivity (= FS)	mV/V	2.0 ± 0.2	
Maximum capacity (E _{max})	kg	50, 75, 100, 150, 200, 250, 300	500, 635
Max.number of load cell intervals	n _{LC}	3000	
Ratio of min. LC verification interval	Y = E _{max} / v _{min}	7000	10000
Combined Error	%FS	≤ ± 0.0230	
Minimum dead load	Of E _{max}	40%	
Safe overload	of E _{max}	150 %	
Ultimate overload	of E _{max}	≤ ± 300 %	
Zero balance	of FS	< ± 1.0 %	
Excitation, recommended voltage	V	5 ~ 12	
Excitation maximum	V	18	
Input resistance	Ω	406 ± 6	
Output resistance	Ω	350 ± 3	
Insulation resistance	MΩ	≥5000 (at 50VDC)	
Compensated temperature	°C	-10 ~ +40	
Operating temperature	°C	-35 ~ +65	
Storage temperature	°C	-40 ~ +70	
Element material		Aluminium	
Ingress Protection (acc. to EN 60529)		IP65	
Recommended torque on fixation	Nm	M8: 25	

bolts

> 30kg: 10

Wiring

Wiring:

Shielded, 6 conductor cable.

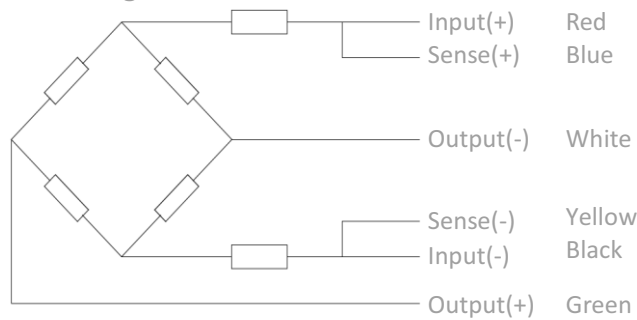
Cable diameter: Ø4.7mm.

Standard cable length: 3m.

Shield connected to element.

Cable jacket in PU.

6-wire diagram



Type L6W Load Cell

Dimensions in mm

